



Crossroads Charter Schools

Important Back to School Information: 2017-18 School Year

BACK TO SCHOOL NIGHT

Please join us for Back to School Night on Thursday August 3rd, 2017. We encourage you to visit your child’s classroom, meet his or her teacher and drop off school supplies.

- o 4:00-4:30: Kindergarten and PACE Families
- o 4:30-6:00: All families open house drop off supplies

SCHOOL SUPPLIES




Please bring your school supplies to your classroom on Back to School Night. If you cannot bring your supplies to back to school night, please bring them on the first day of school, Monday August 7.

If you need a supply list it is located on the parent page of your school website along with other important information:

[Central Street Families](#)

[Quality Hill Families](#)

[High School Families](#)

2017-18 School Hours	 Crossroads Academy Quality Hill	 Crossroads Academy Central Street	 Crossroads High School
Summer Jumpstart Starts 8/7 Ends 8/25	8:10-3:10	8:15-3:15	8:30-3:30
Regular Term Starts 8/29	8:10-3:40	8:15-3:45	8:30-3:30
Early Release	8:10-2:40	8:15-2:45	8:30-3:00

TRANSPORTATION UPDATE

We are finalizing bus routes with Apple Bus. We will email this information to families as soon as it is available. We will also have this information at Back to School Night.

FIRST DAY OF SCHOOL

Our 1st day is coming soon! August 7, 2017. Families can say goodbyes, give hugs, and take photos outside the building. Staff will be positioned in the hallways to help students to their classroom. In order to help the teachers and students establish routines and procedures, no classroom visitors will be allowed during the first two weeks of school.

CONTACTING YOUR TEACHER

Classroom websites are no longer in use and will be replaced by See Saw this school year. Watch for more information coming soon! If you need to be in touch with your child's teacher, please use the following grade level emails.

Grade/ School	Teacher Email Address
Crossroads Academy-Quality Hill	
Pace QH	cmcgovern@crossroadsschoolskc.org
K QH	qhkindergarten@crossroadsschoolskc.org
1 QH	qhfirstgrade@crossroadsschoolskc.org
2 QH	qhsecondgrade@crossroadsschoolskc.org
3 QH	qhthirdgrade@crossroadsschoolskc.org
4 QH	qhfourthgrade@crossroadsschoolskc.org
Crossroads Academy-Central Street	
PACE CS	psenn@crossroadsschoolskc.org
K CS	cskindergarten@crossroadsschoolskc.org
1 CS	csfirstgrade@crossroadsschoolskc.org
2 CS	cssecondgrade@crossroadsschoolskc.org
3 CS	csthirdgrade@crossroadsschoolskc.org
4 CS	csfourthgrade@crossroadsschoolskc.org
5 CS	csfifthgrade@crossroadsschoolskc.org
6 CS	cssixthgrade@crossroadsschoolskc.org
7 CS	csseventhgrade@crossroadsschoolskc.org
8 CS	cseighthgrade@crossroadsschoolskc.org
Crossroads High School	
9 CHS	hsninth@crossroadsschoolskc.org

NEW SCHOOL INFORMATION SYSTEM- TYLER

Our new school information system is coming soon! TYLER is the name of this system and it will be a one stop shop for parents to update their contact information, pay for school lunches, and view attendance records. Be on the lookout for an email **from TYLER** with login information. The email address used will be the one you entered at registration. Please check your junk/spam email folders as well!

FREE AND REDUCED LUNCH FORMS

All Families are required to complete a Free and Reduced Lunch form. Please fill out the attached form and return to the school. Back to School Night is a great time to turn this in! Even if you think you may not/will not qualify, it is important that we have the form on file. Thank you! The forms are also located on the parent page of the school website.

HOW TO APPLY FOR FREE AND REDUCED PRICE SCHOOL MEALS

Please use these instructions to help you fill out the application for free or reduced price school meals. You only need to submit one application per household, even if your children attend more than one school in Crossroads Charter Schools. The application must be filled out completely to certify your children for free or reduced price school meals. Please follow these instructions in order! Each step of the instructions is the same as the steps on your application. If at any time you are not sure what to do next, please contact Crossroads Charter Schools anichols@crossroadsschoolskc.org.

PLEASE USE A PEN (NOT A PENCIL) WHEN FILLING OUT THE APPLICATION AND DO YOUR BEST TO PRINT CLEARLY.

STEP 1: LIST ALL HOUSEHOLD MEMBERS WHO ARE INFANTS, CHILDREN, AND STUDENTS UP TO AND INCLUDING GRADE 12

Tell us how many infants, children, and school students live in your household. They do NOT have to be related to you to be a part of your household.

Who should I list here? When filling out this section, please include ALL members in your household who are:

- Children age 18 or under AND are supported with the household's income;
- In your care under a foster arrangement, or qualify as homeless, migrant, or runaway youth;
- Students attending Crossroads Charter Schools, regardless of age.

<p>A) List each child's name. Print each child's name. Use one line of the application for each child. When printing names, write one letter in each box. Stop if you run out of space. If there are more children present than lines on the application, attach a second piece of paper with all required information for the additional children.</p>	<p>B) Is the child a student at Crossroads Charter Schools? Mark 'Yes' or 'No' under the column titled "Student" to tell us which children attend Crossroads Charter Schools. If you marked 'Yes,' write the grade level of the student in the 'Grade' column to the right.</p>	<p>C) Do you have any foster children? If any children listed are foster children, mark the "Foster Child" box next to the child's name. If you are ONLY applying for foster children, after finishing STEP 1, go to STEP 4. <u>Foster children who live with you may count as members of your household and should be listed on your application.</u> If you are applying for both foster and non-foster children, go to step 3.</p>	<p>D) Are any children homeless, migrant, or runaway? If you believe any child listed in this section meets this description, mark the "Homeless, Migrant, Runaway" box next to the child's name and <u>complete all steps of the application.</u></p>
--	--	--	---

STEP 2: DO ANY HOUSEHOLD MEMBERS CURRENTLY PARTICIPATE IN SNAP, TANF, OR FDPIR?

If anyone in your household (including you) currently participates in one or more of the assistance programs listed below, your children are eligible for free school meals:

- The Supplemental Nutrition Assistance Program (SNAP) referred to as Food Stamp Program in Missouri.
- Temporary Assistance for Needy Families (TANF) or referred to Temporary Assistance in Missouri.
- The Food Distribution Program on Indian Reservations (FDPIR).

<p>A) If no one in your household participates in any of the above listed programs:</p> <ul style="list-style-type: none"> • Leave STEP 2 blank and go to STEP 3. 	<p>B) If anyone in your household participates in any of the above listed programs:</p> <ul style="list-style-type: none"> • Write a case number for SNAP, TANF, or FDPIR. You only need to provide one case number. If you participate in one of these programs and do not know your case number, contact: 1-855-373-4636. • Go to STEP 4.
---	---

STEP 3: REPORT INCOME FOR ALL HOUSEHOLD MEMBERS

How do I report my income?

- Use the charts titled "Sources of Income for Adults" and "Sources of Income for Children," printed on the back side of the application form to determine if your household has income to report.
- Report all amounts in GROSS INCOME ONLY. Report all income in whole dollars. Do not include cents.
 - Gross income is the total income received before taxes.

STEP 3: REPORT INCOME FOR ALL HOUSEHOLD MEMBERS

- Many people think of income as the amount they “take home” and not the total, “gross” amount. Make sure that the income you report on this application has NOT been reduced to pay for taxes, insurance premiums, or any other amounts taken from your pay.
- Write a “0” in any fields where there is no income to report. Any income fields left empty or blank will also be counted as a zero. If you write ‘0’ or leave any fields blank, you are certifying (promising) that there is no income to report. If local officials suspect that your household income was reported incorrectly, your application will be investigated.
- Mark how often each type of income is received using the check boxes to the right of each field.

3.A. REPORT INCOME EARNED BY CHILDREN

A) Report all income earned or received by children. Report the combined gross income for ALL children listed in STEP 1 in your household in the box marked “Child Income.” Only count foster children’s income if you are applying for them together with the rest of your household.

What is Child Income? Child income is money received from outside your household that is paid DIRECTLY to your children. Many households do not have any child income.

3.B REPORT INCOME EARNED BY ADULTS

Who should I list here?

- When filling out this section, please include ALL adult members in your household who are living with you and share income and expenses, even if they are not related and even if they do not receive income of their own.
- **Do NOT include:**
 - People who live with you but are not supported by your household’s income AND do not contribute income to your household.
 - Infants, Children and students already listed in **STEP 1.**

B) List adult household members’ names. Print the name of each household member in the boxes marked “Names of Adult Household Members (First and Last).” Do not list any household members you listed in STEP 1. If a child listed in **STEP 1** has income, follow the instructions in **STEP 3, part A.**

C) Report earnings from work. Report all income from work in the “Earnings from Work” field on the application. This is usually the money received from working at jobs. If you are a self-employed business or farm owner, you will report your net income.

What if I am self-employed? Report income from that work as a net amount. This is calculated by subtracting the total operating expenses of your business from its gross receipts or revenue.

D) Report income from public assistance/child support/alimony. Report all income that applies in the “Public Assistance/Child Support/Alimony” field on the application. Do not report the cash value of any public assistance benefits NOT listed on the chart. If income is received from child support or alimony, only report court-ordered payments. Informal but regular payments should be reported as “other” income in the next part.

E) Report income from pensions/retirement/all other income. Report all income that applies in the “Pensions/Retirement/ All Other Income” field on the application.

F) Report total household size. Enter the total number of household members in the field “Total Household Members (Children and Adults).” This number **MUST** be equal to the number of household members listed in **STEP 1** and **STEP 3.** If there are any members of your household that you have not listed on the application, go back and add them. It is very important to list all household members, as the size of your household affects your eligibility for free and reduced price meals.

G) Provide the last four digits of your Social Security Number. An adult household member must enter the last four digits of their Social Security Number in the space provided. You are eligible to apply for benefits even if you do not have a Social Security Number. If no adult household members have a Social Security Number, leave this space blank and mark the box to the right labeled “Check if no SSN.”

STEP 4: CONTACT INFORMATION AND ADULT SIGNATURE

All applications must be signed by an adult member of the household. By signing the application, that household member is promising that all information has been truthfully and completely reported. Before completing this section, please also make sure you have read the privacy and civil rights statements on the back of the application.

STEP 4: CONTACT INFORMATION AND ADULT SIGNATURE

A) Provide your contact information. Write your current address in the fields provided if this information is available. If you have no permanent address, this does not make your children ineligible for free or reduced price school meals. Sharing a phone number, email address, or both is optional, but helps us reach you quickly if we need to contact you.

B) Print and sign your name and write today's date. Print the name of the adult signing the application and that person signs in the box "Signature of adult."

C) Mail Completed Form to: Crossroads Charter Schools 1011 Central KCMO 64105 or drop off at the school

D) Share children's racial and ethnic identities (optional). On the back of the application, we ask you to share information about your children's race and ethnicity. This field is optional and does not affect your children's eligibility for free or reduced price school meals.

2017-2018 Household Application for Free and Reduced Price School Meals

Complete one application per household. Please use a pen (not a pencil)

STEP 1 List ALL Household Members who are infants, children, and students up to and including grade 12 (if more spaces are required for additional names, attach another sheet of paper)

Definition of Household Member: "Anyone who is living with you and shares income and expenses, even if not related."

Children in **Foster care** and children who meet the definition of **Homeless, Migrant or Runaway** are eligible for free meals. Read **How to Apply for Free and Reduced Price School Meals** for more information.

Child's First Name	MI	Child's Last Name	Grade	Student? Yes No	Foster Child	Homeless, Migrant, Runaway
<input type="text"/>	<input type="text"/>	<input type="text"/>	<input type="text"/>	<input type="checkbox"/> <input type="checkbox"/>	<input type="checkbox"/>	<input type="checkbox"/>
<input type="text"/>	<input type="text"/>	<input type="text"/>	<input type="text"/>	<input type="checkbox"/> <input type="checkbox"/>	<input type="checkbox"/>	<input type="checkbox"/>
<input type="text"/>	<input type="text"/>	<input type="text"/>	<input type="text"/>	<input type="checkbox"/> <input type="checkbox"/>	<input type="checkbox"/>	<input type="checkbox"/>
<input type="text"/>	<input type="text"/>	<input type="text"/>	<input type="text"/>	<input type="checkbox"/> <input type="checkbox"/>	<input type="checkbox"/>	<input type="checkbox"/>
<input type="text"/>	<input type="text"/>	<input type="text"/>	<input type="text"/>	<input type="checkbox"/> <input type="checkbox"/>	<input type="checkbox"/>	<input type="checkbox"/>

Check all that apply

STEP 2 Do any Household Members (including you) currently participate in one or more of the following assistance programs: SNAP, TANF, or FDPIR? Circle YES or NO below

If NO > Go to STEP 3. **If YES >** Write a case number here then go to STEP 4 (Do not complete STEP 3)

Case Number: Write only one case number in this space.

STEP 3 Report Income for ALL Household Members (Skip this step if you answered 'Yes' to STEP 2)

Are you unsure what income to include here?
Flip the page and review the charts titled "Sources of Income" for more information.

The "Sources of Income for Children" chart will help you with the Child Income section.

The "Sources of Income for Adults" chart will help you with the All Adult Household Members section.

A. Child Income
Sometimes children in the household earn or receive income. Please include the TOTAL income received by all Household Members listed in STEP 1 here.

Child income: \$ Weekly Bi-Weekly 2x Month Monthly

B. All Adult Household Members (including yourself)
List all Household Members not listed in STEP 1 (including yourself) even if they do not receive income. For each Household Member listed, if they do receive income, report total gross income (before taxes) for each source in whole dollars (no cents) only. If they do not receive income from any source, write '0'. If you enter '0' or leave any fields blank, you are certifying (promising) that there is no income to report.

Name of Adult Household Members (First and Last)	Earnings from Work	How often?				Public Assistance/ Child Support/Alimony	How often?				Pensions/Retirement/ All Other Income	How often?			
		Weekly	Bi-Weekly	2x Month	Monthly		Weekly	Bi-Weekly	2x Month	Monthly		Weekly	Bi-Weekly	2x Month	Monthly
<input type="text"/>	\$ <input type="text"/>	<input type="radio"/>	<input type="radio"/>	<input type="radio"/>	<input type="radio"/>	\$ <input type="text"/>	<input type="radio"/>	<input type="radio"/>	<input type="radio"/>	<input type="radio"/>	\$ <input type="text"/>	<input type="radio"/>	<input type="radio"/>	<input type="radio"/>	<input type="radio"/>
<input type="text"/>	\$ <input type="text"/>	<input type="radio"/>	<input type="radio"/>	<input type="radio"/>	<input type="radio"/>	\$ <input type="text"/>	<input type="radio"/>	<input type="radio"/>	<input type="radio"/>	<input type="radio"/>	\$ <input type="text"/>	<input type="radio"/>	<input type="radio"/>	<input type="radio"/>	<input type="radio"/>
<input type="text"/>	\$ <input type="text"/>	<input type="radio"/>	<input type="radio"/>	<input type="radio"/>	<input type="radio"/>	\$ <input type="text"/>	<input type="radio"/>	<input type="radio"/>	<input type="radio"/>	<input type="radio"/>	\$ <input type="text"/>	<input type="radio"/>	<input type="radio"/>	<input type="radio"/>	<input type="radio"/>
<input type="text"/>	\$ <input type="text"/>	<input type="radio"/>	<input type="radio"/>	<input type="radio"/>	<input type="radio"/>	\$ <input type="text"/>	<input type="radio"/>	<input type="radio"/>	<input type="radio"/>	<input type="radio"/>	\$ <input type="text"/>	<input type="radio"/>	<input type="radio"/>	<input type="radio"/>	<input type="radio"/>
<input type="text"/>	\$ <input type="text"/>	<input type="radio"/>	<input type="radio"/>	<input type="radio"/>	<input type="radio"/>	\$ <input type="text"/>	<input type="radio"/>	<input type="radio"/>	<input type="radio"/>	<input type="radio"/>	\$ <input type="text"/>	<input type="radio"/>	<input type="radio"/>	<input type="radio"/>	<input type="radio"/>

Total Household Members (Children and Adults) **Last Four Digits of Social Security Number (SSN) of Primary Wage Earner or Other Adult Household Member** Check if no SSN

STEP 4 Contact information and adult signature. **Mail Completed Form To: Crossroads Charter School 1011 Central KCMO 64105 or deliver to the school front desk**

"I certify (promise) that all information on this application is true and that all income is reported. I understand that this information is given in connection with the receipt of Federal funds, and that school officials may verify (check) the information. I am aware that if I purposely give false information, my children may lose meal benefits, and I may be prosecuted under applicable State and Federal laws."

Street Address (if available) Apt #

City State Zip

Daytime Phone and Email (optional)

Sources of Income for Children	
Sources of Child Income	Example(s)
- Earnings from work	- A child has a regular full or part-time job where they earn a salary or wages
- Social Security - Disability Payments - Survivor's Benefits	- A child is blind or disabled and receives Social Security benefits - A Parent is disabled, retired, or deceased, and their child receives Social Security benefits
-Income from person outside the household	- A friend or extended family member regularly gives a child spending money
-Income from any other source	- A child receives regular income from a private pension fund, annuity, or trust

Sources of Income for Adults		
Earnings from Work	Public Assistance / Alimony / Child Support	Pensions / Retirement / All Other Income
- Salary, wages, cash bonuses - Net income from self-employment (farm or business) If you are in the U.S. Military: - Basic pay and cash bonuses (do NOT include combat pay, FSSA or privatized housing allowances) - Allowances for off-base housing, food and clothing	- Unemployment benefits - Worker's compensation - Supplemental Security Income (SSI) - Cash assistance from State or local government - Alimony payments - Child support payments - Veteran's benefits - Strike benefits	- Social Security (including railroad retirement and black lung benefits) - Private pensions or disability benefits - Regular income from trusts or estates - Annuities - Investment income - Earned interest - Rental income - Regular cash payments from outside household

OPTIONAL Children's Racial and Ethnic Identities

We are required to ask for information about your children's race and ethnicity. This information is important and helps to make sure we are fully serving our community. Responding to this section is optional and does not affect your children's eligibility for free or reduced price meals.

Ethnicity (check one): Hispanic or Latino Not Hispanic or Latino
 Race (check one or more): American Indian or Alaskan Native Asian Black or African American Native Hawaiian or Other Pacific Islander White

The **Richard B. Russell National School Lunch Act** requires the information on this application. You do not have to give the information, but if you do not, we cannot approve your child for free or reduced price meals. You must include the last four digits of the social security number of the adult household member who signs the application. The last four digits of the social security number is not required when you apply on behalf of a foster child or you list a Supplemental Nutrition Assistance Program (SNAP), Temporary Assistance for Needy Families (TANF) Program or Food Distribution Program on Indian Reservations (FDPIR) case number or other FDPIR identifier for your child or when you indicate that the adult household member signing the application does not have a social security number. We will use your information to determine if your child is eligible for free or reduced price meals, and for administration and enforcement of the lunch and breakfast programs. We MAY share your eligibility information with education, health, and nutrition programs to help them evaluate, fund, or determine benefits for their programs, auditors for program reviews, and law enforcement officials to help them look into violations of program rules.

In accordance with Federal civil rights law and U.S. Department of Agriculture (USDA) civil rights regulations and policies, the USDA, its Agencies, offices, and employees, and institutions participating in or administering USDA programs are prohibited from discriminating based on race, color, national origin, sex, disability, age, or reprisal or retaliation for prior civil rights activity in any program or activity conducted or funded by USDA.

Persons with disabilities who require alternative means of communication for program information (e.g. Braille, large print, audiotape, American Sign Language, etc.), should contact the Agency (State or local) where they applied for benefits. Individuals who are deaf, hard of hearing or have speech disabilities may contact USDA through the Federal Relay Service at (800) 877-8339. Additionally, program information may be made available in languages other than English.

To file a program complaint of discrimination, complete the USDA Program Discrimination Complaint Form, (AD-3027) found online at: http://www.ascr.usda.gov/complaint_filing_cust.html, and at any USDA office, or write a letter addressed to USDA and provide in the letter all of the information requested in the form. To request a copy of the complaint form, call (866) 632-9992. Submit your completed form or letter to USDA by:

mail: U.S. Department of Agriculture
 Office of the Assistant Secretary for Civil Rights
 1400 Independence Avenue, SW
 Washington, D.C. 20250-9410

fax: (202) 690-7442; or
 email: program.intake@usda.gov

This institution is an equal opportunity provider.

Do not fill out For School Use Only

Annual Income Conversion: Weekly x 52, Every 2 Weeks x 26, Twice a Month x 24 Monthly x 12

Total Income	How often?				Household Size	Categorical Eligibility <input type="checkbox"/>	Eligibility:		
	Weekly	Bi-Weekly	2x Month	Monthly			Free	Reduced	Denied
<input type="text"/>	<input type="radio"/>	<input type="radio"/>	<input type="radio"/>	<input type="radio"/>	<input type="text"/>	<input type="radio"/>	<input type="radio"/>	<input type="radio"/>	
Determining Official's Signature	Date		Confirming Official's Signature	Date		Verifying Official's Signature		Date	
<input type="text"/>	<input type="text"/>		<input type="text"/>	<input type="text"/>		<input type="text"/>		<input type="text"/>	